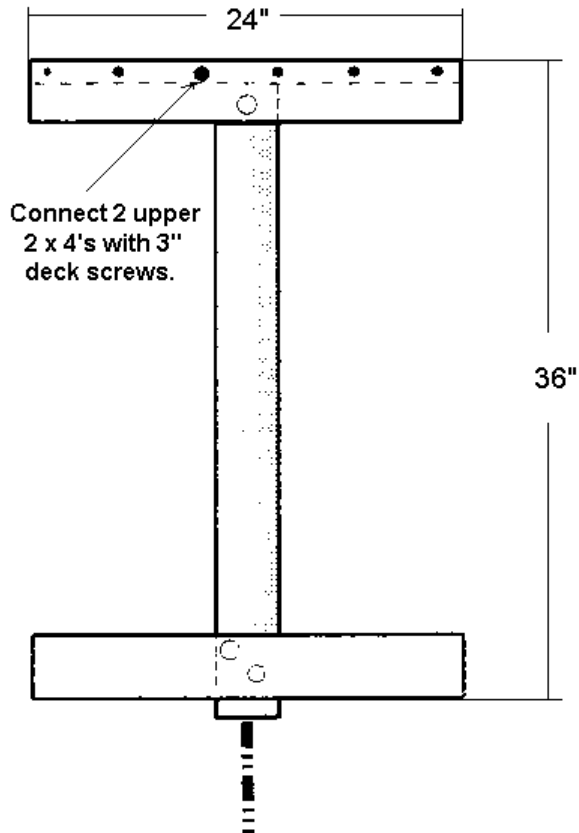
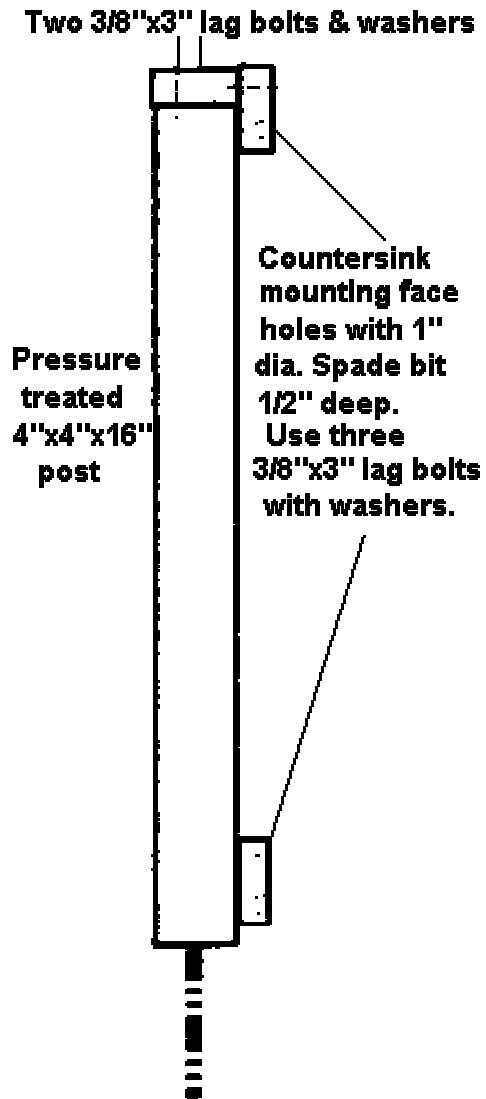


# Bat House Plans - Pole Mounting Instructions

(One Pressure treated 4" x 4" x 16" Post  
& Three 2' Pressure treated 2x4's)




Attach 2 4 mounts to pole with five 3/8"x3" Lag Bolts and 1" flat washers.  
Predrill 2x4's with 3/8" bit. Use 3/16" bit for pilot holes into post.



Attach 2x4 mounts to pole before erecting pole.

Plant pole in hole 2.5 to 3 feet deep and 8-12 inches in diameter.

Use two to three 80 lb. bags of premixed concrete in hole around base of pole. Provide supports as necessary while concrete cures.



**Box can be attached to pole before it is set in ground if a rope and 2-3 people are available to help.**

**Once erected inspect all caulked seams, reseal if necessary.**